

How to Perform HAJJ



Upon arrival in Makkah	-	Make Tawaf
8th Dhul-Hijjah	-	Wearing The Ihram Stay In Mina
9th Dhul-Hijjah	-	Stay In Arafah Stay In Muzdalifah
10th Dhul-Hijjah	-	Stoning The Pillars Performing The Udhhiya (Sacrifice) Shave Head Tawaaful-Ifaadhah
11th, 12th, (13th Dhul-Hijjah 11)	-	Stay In Mina For Stoning
Upon departure from Makkah	-	Tawaaful-Wadaa

8th day of Dhul-Hijjah (Yawmut-Tarwiyah)

Enter state of Ihram.⁵
♦ Make intention for Hajj, reciting -

لَبَّيْكَ اللَّهُمَّ بِحَجِّ

Labbayk Allahumma bi-hajjah

Here I am O Allah, (in response to Your call) making Hajj.

Standing, face the Qiblah recite the Talbiyah:


لَبَّيْكَ اللَّهُمَّ لَبَّيْكَ، لَبَّيْكَ لَا شَرِيكَ لَكَ لَبَّيْكَ،
إِنَّ الْحَمْدَ وَالنِّعْمَةَ لَكَ وَالْمُلْكَ لَا شَرِيكَ لَكَ

Labbayk Allahumma Labbayk, Labbayk la sharika laka Labbayk, Innal hamda wanni'mata laka walmulk La sharika lak

♦ Between the time period after Fajr until before Zhuhur go to Mina (preferably in Morning)

Stay in Mina

- ♦ Pray Dhuhr, 'Asr, Maghrib and 'Isha at Mina⁶.
- ♦ Engage in Ibadah (worship) all day.



9th day of Dhul-Hijjah (Yawmu 'Arafah)

Stay in 'Arafah

♦ Pray Fajr in Mina.
♦ Go to Arafat any time after sunrise. Stopover if possible at *Namirah*⁷ (place close to 'Arafah - there is now a Masjid there) and remain there until after *Zawaal* (sun at highest point - no shadow) and listen to the Khutbah. If this is not possible, it is permissible to proceed to 'Arafah, remaining there until sunset. Stand upon the rocks at the bottom of the Mount of Mercy (Jabalur-Rahmah); if not, then all of 'Arafah is a standing place. Facing the Qiblah, with raised hands, supplicate and also recite the Talbiyah -

It is encouraged to frequently recite the following -

لَا إِلَهَ إِلَّا اللَّهُ وَحْدَهُ لَا شَرِيكَ لَهُ، لَهُ الْمُلْكُ،
وَلَهُ الْحَمْدُ، وَهُوَ عَلَى كُلِّ شَيْءٍ قَدِيرٌ

La ilaha ill Allahu wahdahu laa shareeka lahu lahul mulk wa lahul hamdu wa huwa 'alaa kulli shay 'in qadeer

There is none truly worthy of worship except Allah alone, without partner. To Him belongs all Sovereignty and all Praise, and He is Omnipotent over all things.

-this is the best supplication to recite on this great day.

- ♦ Pray Dhuhr & Asr at Arafah.
- ♦ Perform WUQUF (stand and pray), make dua (supplications) and seek forgiveness until sunset.
- ♦ After sunset go to Muzdalifah.

Stay in Muzdalifah

- ♦ Pray Maghrib & Isha together at Muzdalifah.⁶



- ♦ In Muzdalifah or Mina, collect 70 pebbles for stoning.¹⁰
- ♦ Spend the night in Ibadah (worship) or

go to sleep until Fajr.

10th day of Dhul-Hijjah (Yawmun-Nahr)

- ♦ Pray Fajr in Muzdalifah.
- ♦ Leave for Mina after Fajr. Between the time periods of after sunrise until the night, calmly proceed to Jamaratul-'Aqabah al-Kubraa ③ for stoning. Facing Jamarah, with Makkah to your left and Mina to your right, throw seven stones at Jamarah reciting-



اللَّهُ أَكْبَرُ

Allahu Akbar

Allah is the Greatest (after each throw).

- ♦ *Performing the Udhhiya* (Sacrifice), If a sacrificial ticket has been purchased, this is a permissible alternative, otherwise, calmly proceed to slaughter house in Mina for sacrifice.



- ♦ *Shave/Trim Hair* ④. After the sacrifice, Men: shaving head is preferable, or cut hair equally from all over head; Women: cut one-third finger length of hair.
- ♦ Remove Ihram, as all restrictions are now lifted. Go to Makkah to perform Tawaaful-Ifaadhah.

Tawaaful-Ifaadhah




- ♦ Go to Makkah and perform *Tawaaful-Ifaadhah*. Can be performed anytime up to sunset of 12th Dhul Hijjah. Upon entering al-Masjid ul-Haram with the right foot, recite Dua entering Masjid. (See Umrah section on first page). No Ihram required. Start at al-Hajarul-Aswad (Black Stone)¹
- ♦ Once Tawaaf is complete, offer 2 rakaats anywhere behind the Station of Ibraheem - or anywhere in the Haram: Recite Surat al-Kafirun in 1st raka'a and Surat al-Ikhlās in the 2nd raka'a.
- ♦ Drink Zamzamwater - Make Du'aa
- ♦ Perform Sa'ee (See Umrah section page 1)
- ♦ Upon the completion of the Sa'ee, all restrictions are now lifted.
- ♦ Return back to Mina. Upon leaving al-Masjid ul-Haram with the left foot, recite dua of leaving the Masjid - (See Umrah section page 1)



11th Dhul-Hijjah

- ♦ If Tawaaf Ifaadhah⁸ was not performed yesterday, go to Makkah and perform Tawaf. Then pray 2 rakaats, drink from Zam Zam and perform Sa'ee. Return to Mina.

Stay in Mina for Stoning



From the time period between after Zawaal (sun at highest point - no shadow) until the night, stone all three Jamarats, 21 required per day.¹¹ ⑤⑥⑦

Facing first Jamarah (smallest), with Makkah to your left and Mina to your right, throw each of the seven stones at Jamarah reciting -

اللَّهُ أَكْبَرُ

Allahu Akbar

Allah is the Greatest (after each throw)

After stoning first Jamarah ①, face Qiblah (with first Jamarah to your right), raise hands and supplicate as you wish. Then, calmly proceed to 2nd (middle one) Jamarah ② Facing second Jamarah, with Makkah to your left and Mina

to your right, throw each of the seven stones at Jamarah reciting -

اللَّهُ أَكْبَرُ

Allahu Akbar

Allah is the Greatest (after each throw)
After stoning second Jamarah, face Qiblah (with second Jamarah to your right), raise hands and supplicate as you wish. Then, calmly proceed to third Jamarah (Al-'Aqabah al-Kubraa) ③. Facing third Jamarah, with Makkah to your left and Mina to your right, throw each of the seven stones at Jamarah reciting -

اللَّهُ أَكْبَرُ

Allahu Akbar

Allah is the Greatest (after each throw)
After stoning final Jamarah, move onwards without supplicating.

12th Dhul-Hijjah

- ♦ If Tawaf Ifaadhah⁸ has still not been performed, go to Makkah and perform Tawaf. Pray 2 rakaats, drink from Zam Zam and perform Sa'ee. Return back to Mina.
- ♦ From the time period between after Zawaal (after mid-day) until the night, stone all 3 Jamarat with 7 pebbles for each one. Leave Mina for Makkah before Sunset if possible. If you can't leave - Stay at Mina.

13th Dhul-Hijjah

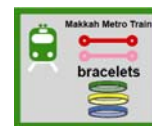
- ♦ If you didn't leave Mina, beginning after Fajr, stone all 3 Jamarat with 7 pebbles for each Jamarat.
- ♦ Leave for Makkah.
- ♦ Before final departure from Makkah, perform *Tawaaful-Wadaa'* (Farewell Tawaf) as your last act.

Footnotes

- From wherever you are residing - hotel, house, etc.
- Pray two Fard each for Zhuhur, 'Asr and 'Isha. Maghrib is not shortened, and remains three Fard. 'Isha to be followed by Witr.
- A place close to 'Arafah - there is now a Masjid there. If this is not possible, it is permissible to proceed to 'Arafah.
- Tawaaful-Ifaadhah* (Tawaaf ul Ziyarat in Urdu) can be performed on the 10th. *Women should allow extra days for Tawaf in Makkah in case of menses.
- For an English translation, see page 1.
- They are all the same in size. You can also pick the pebbles in Mina. You will need only 7 pebbles on the 10th, and 42 afterwards (49 total). You will need 21 extra pebbles if you are staying for the 13th of Dhul-Hijjah (70 total). They must not be bigger than a chick-pea. (Approximately 1cm across = 0.39 inches).
- It is permissible to perform Tawaaful-Wadaa' on 12th day of Dhul-Hijjah (as long as you leave Mina before sunset), thus missing the recommended (but not compulsory) day of stoning.

Traveling by metro train during Hajj

Hajj pilgrims traveling by the metro train will board and depart from Arafat, Muzdalifah, Mina and Jamarat at three tent-shaped stations for each area based on the colored bracelet given to Hajjis. (Colored bracelets will be given to pilgrims who purchase them before Hajj)



Station 1 Blue	Station 2 Yellow	Station 3 Green
M i n a 1	M i n a 2	Jamarat (Mina) 3
A r a f a t 1	Muzdalifah 2	Muzdalifah 3
Muzdalifah 1	A r a f a t 2	Arafat (Mina) 3

Hajj Mabruur (An accepted Hajj).
May Allah (SWT) accept your Hajj.



ZIYARAT-E-UMRAH TRAVEL